Model No. **T67CB W - 010 - B10 - 1 R 00 - A 1 M1 - ..**

Series - SAE B 2 bolts
J744 mounting flange
Severe duty shaft

Displacement P1
Volumetric displacement (ml/rev.)

003 = 10,8	017 = 58,3
005 = 17,2	020 = 63,8
006 = 21,3	022 = 70,3
008 = 26,4	025 = 79,3
010 = 34,1	028 = 88,8
012 = 37,1	031 = 100,0
014 = 46,0	

Displacement P2
Volumetric displacement (ml/rev.)

B02 = 5,8	B09 = 28,0
B03 = 9,8	B10 = 31,8
B04 = 12,8	B11 = 35,0
B05 = 15,9	B12 = 41,0
B06 = 19,8	B14 = 45,0
B07 = 22,5	B15 = 50,0
B08 = 24,9	

Type of shaft
1 = keyed (non SAE)
3 = splined (SAE BB) 15 teeth
5 = splined (SAE B) 13 teeth

Severe duty shaft (T67CW only)
2 = keyed (SAE BB)

Modifications

Mounting w/connection variables
11 = 4 bolts SAE flange
(J518) UNC thread
M1 = 4 bolts SAE flange
(J518) Metric thread

Seal class
1 = S1 BUNA N - 0,7 bar max. (for mineral oil)
4 = S4 EPDM - 7 bar max. (for fire resistant fluids)
5 = S5 VITON® - 7 bar max. (for mineral oil and fire resistant fluids)

Design letter

Porting combination(see page 72)
00 = standard

Direction of rotation (shaft end view)
R = Clockwise
L = Counter-clockwise

INTERNAL LEAKAGE (TYPICAL)

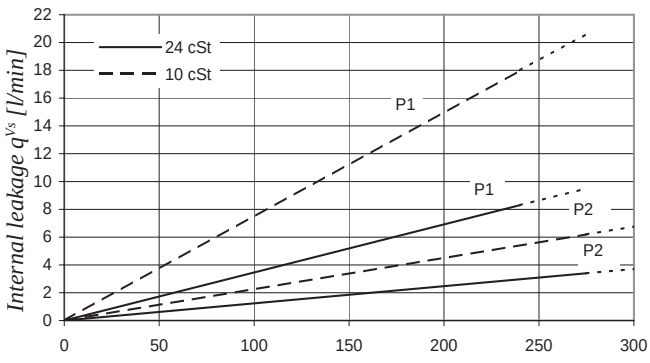

Do not operate pump more than 5 seconds at any speed or viscosity if internal leakage is higher than 50% of theoretical flow.
Total leakage is the sum of each section loss under its respective operating conditions.

NOISE LEVEL (TYPICAL) - T67CB - 014 - B03

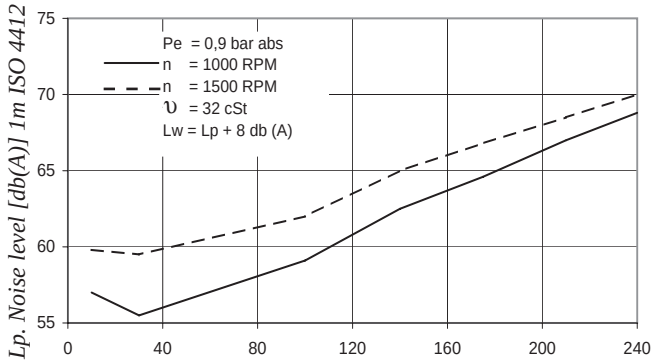

Double pump noise level is given with both stages discharging at the pressure value indicated on the curve.

POWER LOSS HYDROMECHANICAL (TYPICAL)

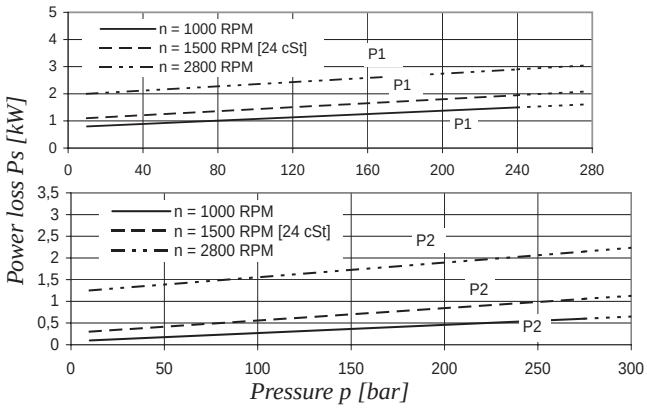

Total hydromechanical power loss is the sum of each section loss under its respective operaring conditions.

PERMISSIBLE RADIAL LOAD

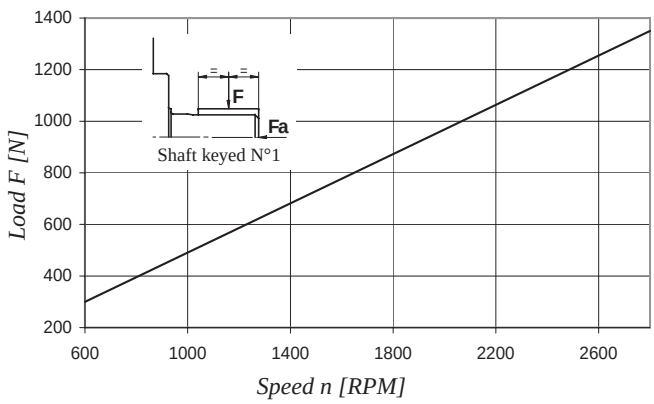

Maximum permissible axial load Fa = 800 N

Parker Hannifin SAS
VPDE, Denison Vane Pumps
Vierzon - France

T67CB - Dimensions - Weight : 26,0 kg

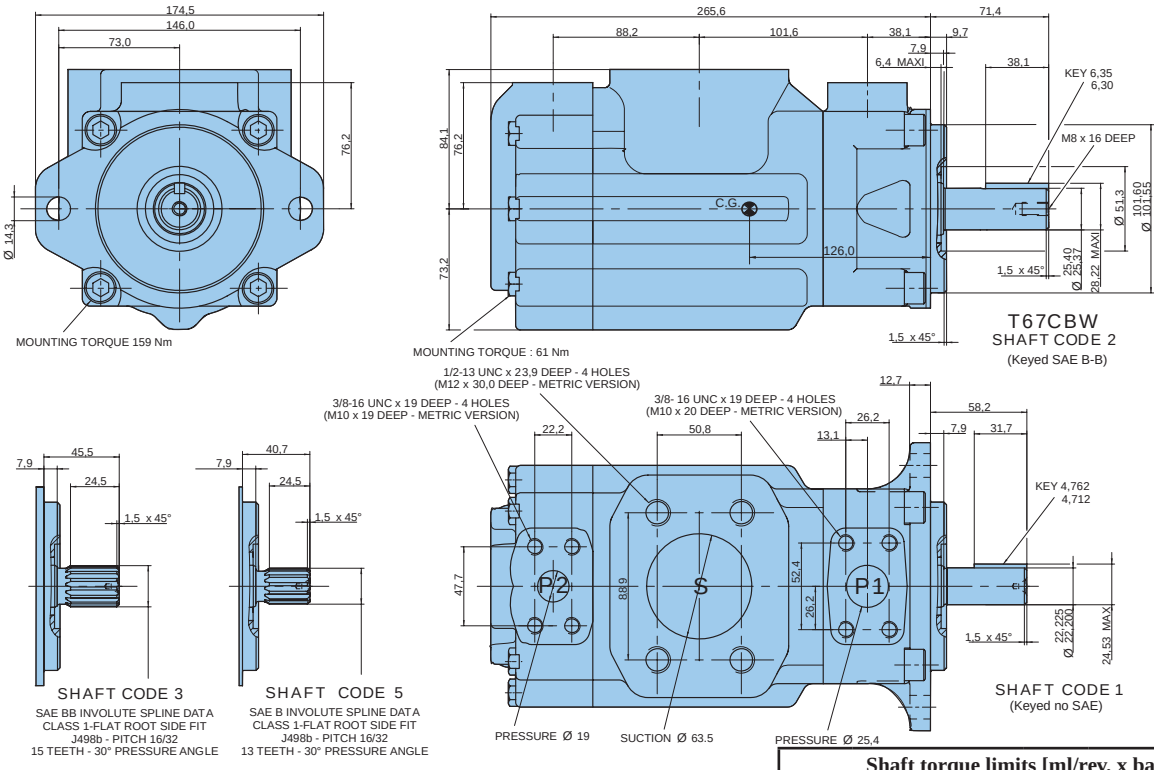

Shaft torque limits [ml/rev. x bar]			
Shaft	**Vi x p max.**	**Shaft**	**Vi x p max.**
1	14300	3	32670
2	21420	5	20600

OPERATING CHARACTERISTICS - TYPICAL [24 cSt]

Pressure port	Series	Vi Volumetric displacement	Flow q_{Ve} [l/min] & n = 1500 RPM			Input power P [kW] & n = 1500 RPM		
			p = 0 bar	p = 140 bar	p = 275 bar	p = 7 bar	p = 140 bar	p = 275 bar
P1	003	10,8 ml/rev	16,2	11,2	*	1,3	5,3	*
	005	17,2 ml/rev	25,8	20,8	16,1	1,4	7,5	13,9
	006	21,3 ml/rev	31,9	26,9	22,2	1,5	8,9	16,8
	008	26,4 ml/rev	39,6	34,6	29,9	1,6	10,7	20,3
	010	34,1 ml/rev	51,1	46,1	41,4	1,7	13,4	25,6
	012	37,1 ml/rev	55,6	50,6	45,9	1,7	14,4	27,6
	014	46,0 ml/rev	69,0	64,0	59,3	1,9	17,6	33,7
	017	58,3 ml/rev	87,4	82,4	77,7	2,1	21,9	42,2
	020	63,8 ml/rev	95,7	90,7	86,0	2,2	23,8	46,0
	022	70,3 ml/rev	105,4	100,4	95,7	2,3	26,1	50,4
	025	79,3 ml/rev	118,9	113,9	109,2	2,5	29,2	56,6
	028	88,8 ml/rev	133,2	128,2	125,8[1)]	2,8	32,7	48,5[1)]
	031	100,0 ml/rev	150,0	145,0	142,6[1)]	2,8	36,5	54,4[1)]
			p = 0 bar	**p = 140 bar**	**p = 300 bar**	**p = 7 bar**	**p = 140 bar**	**p = 300 bar**
P2	B02	5,8 ml/rev	8,7	7,0	5,1	0,5	2,6	5,1
	B03	9,8 ml/rev	14,7	13,0	11,1	0,6	4,0	8,1
	B04	12,8 ml/rev	19,2	17,5	15,6	0,6	5,0	10,4
	B05	15,9 ml/rev	23,9	22,2	20,2	0,7	6,1	12,7
	B06	19,8 ml/rev	29,7	28,0	26,1	0,7	7,5	15,6
	B07	22,5 ml/rev	33,7	32,0	30,2	0,8	8,5	17,6
	B08	24,9 ml/rev	37,4	35,7	33,7	0,8	9,3	19,5
	B09	28,0 ml/rev	42,0	40,3	38,4	0,9	10,4	21,8
	B10	31,8 ml/rev	47,7	46,0	44,1	0,9	11,7	26,2
	B11	35,0 ml/rev	52,5	50,8	48,9	1,0	12,8	27,0
	B12	41,0 ml/rev	61,5	59,8	57,9	1,1	14,9	31,5
	B14	45,0 ml/rev	67,5	65,8	63,9	1,2	16,3	34,5
	B15	50,0 ml/rev	75,0	73,3	71,6[2)]	1,3	18,1	35,7[2)]

** We do not recommand to use the size 003 in P1 at 275 bar & 1500 RPM as the internal is over 50% of theoretical flow.*

[1)] 028 - 031 = 210 bar max. int. *[2)] B15 = 280 bar max.int.*

Parker Hannifin SAS
VPDE, Denison Vane Pumps
Vierzon - France